




## Teeny weeny patterned 3D baby turtles



**INSTRUCTIONS:** after your little artist has done their thing with the colouring in pencils, cut along the dashed lines around the outside of the baby turtles and the lines up the turtle's back. Move the dashed line on top of the paper without the pattern until it meets the solid line and stick with tape. Now you should have some little 3D baby turtles!